

# Prince Rupert 2023/2024 Student Learning Survey Results

Survey Question	Grade 4/7			Grade 10/12		
	2023/2024			2023/2024		
	Total Count	Positive	Prior Yr Diff (pp)	Total Count	Positive	Prior Yr Diff (pp)
<b>Curriculum</b>						
<i>Assessment</i>						
S52 - Do you know what things are considered when your work is marked?	73	54.8%	7.0	126	54.0%	8.5
S54 - As part of marking your work, are you shown examples of what excellent, good, fair, and poor work look like?	73	46.6%	-2.3	130	50.8%	-0.9
<i>Cognitive Skills</i>						
S16 - At school, are you learning creative ways to think of new ideas?	162	44.4%	3.2	128	43.0%	9.6
S17 - At school, are you learning to be a critical thinker?	74	48.6%	2.0	127	50.4%	8.6
S21 - I am satisfied that in school I am learning basic reasoning skills that I need for the future.	NA	NA	NA	128	58.6%	8.6
<i>Environmental Education</i>						
S33 - At school, are you learning about how human activity affects our environment?	167	43.7%	10.6	129	39.5%	0.5
S60 - At school, are you learning how to do things to care for the environment (recycling, waste reduction, water conservation)?	75	46.7%	1.6	129	43.4%	7.8
<i>Extracurricular Load</i>						
S126A - I feel like I have too many things to do outside of school.	89	29.2%	-10.3	NA	NA	NA

## Grade 4/7

## Grade 10/12

2023/2024

2023/2024

Survey Question	2023/2024			2023/2024		
	Total Count	Positive	Prior Yr Diff (pp)	Total Count	Positive	Prior Yr Diff (pp)
<i>Extracurriculars</i>						
NQ5 - At school, do you participate in activities outside of class hours (for example, clubs, dance, sports teams, music)?	161	42.9%	-1.7	129	46.5%	1.9
S62 - Do you have opportunities to learn in places outside of school?	76	48.7%	-7.8	130	55.4%	8.1
<i>Feedback</i>						
S40 - At school, are you provided with feedback on how you could improve your learning?	77	48.1%	-3.6	129	49.6%	5.4
<i>Indigenous Participation</i>						
S133 - At school, do you participate in any ongoing Indigenous (First Nations, Inuit, Metis) programs or activities?	162	19.8%	7.5	129	10.9%	-2.0
S73 - At school, do you participate in any Indigenous (First Nations, Inuit, Metis) celebrations or activities?	163	31.3%	12.1	130	26.2%	6.6
<i>Indigenous Study</i>						
NQ20 - At school, are you being taught about Indigenous Peoples (First Nations, Inuit, Metis) in Canada?	165	52.1%	0.7	130	59.2%	-11.5
S131 - At school, are you being taught the local First Nations' language(s)?	164	50.6%	0.6	129	36.4%	2.9
S132 - At school, are you being taught about local First Nations?	167	50.9%	4.0	129	58.9%	-0.3
<i>Learning</i>						
C4 - Do you have the opportunity to apply the concepts you learn in school to other areas of your life?	NA	NA	NA	125	30.4%	8.2

## Grade 4/7

## Grade 10/12

Survey Question	2023/2024			2023/2024		
	Total Count	Positive	Prior Yr Diff (pp)	Total Count	Positive	Prior Yr Diff (pp)
S48 - At school, do you get to work on things you are interested in as part of your course work?	165	30.3%	0.1	130	35.4%	4.8
S49 - At school, are you taught to take ownership or control of your learning (for example, marking your own work, making decisions about what you want to study)?	162	58.0%	6.0	127	44.9%	6.3
S58 - Are you taught to show your learning in different ways? (for example, pictures, models, written work)	163	46.6%	3.6	127	54.3%	-0.1
S98 - At school, I provide input into what I learn, and how I learn (for example, suggesting topics that interest me, and choosing my projects) .	167	22.2%	-1.0	130	43.1%	4.3
<i>Learning Skills</i>						
S114 - I try my best in learning the lessons taught at my school.	88	75.0%	-5.0	NA	NA	NA
S56A - Do you set a goal when learning something new?	88	28.4%	3.7	NA	NA	NA
<i>Learning self-care</i>						
S7 - At school, I am learning how to care for my mental health. (for example, anxiety or stress management, anger management, relationship skills)	161	58.4%	6.3	129	37.2%	2.3
S8 - At school, I am learning how to care for my physical health. (for example, getting healthy food, exercise and sleep)	160	58.1%	-2.5	128	68.0%	11.1
<i>Lessons</i>						
S56 - At school, do lessons often begin with a review of what was done in the last lesson?	164	42.1%	12.2	127	40.9%	-2.9
<i>Literacy</i>						

## Grade 4/7

## Grade 10/12

2023/2024

2023/2024

Survey Question	2023/2024			2023/2024		
	Total Count	Positive	Prior Yr Diff (pp)	Total Count	Positive	Prior Yr Diff (pp)
S20 - I continue to get better at reading (understand main ideas, interpret information from text and other sources).	162	70.4%	-3.2	127	69.3%	8.1
S22 - I continue to get better at writing (use correct grammar, organize and compose ideas, revise, and edit).	160	66.2%	0.2	128	75.0%	4.5
<i>Media</i>						
S35 - Is your school helping you to access, analyze, and evaluate media content?	77	26.0%	-0.7	128	34.4%	1.7
<i>Numeracy</i>						
S19 - I continue to get better at math (apply formulas, interpret data, solve problems).	161	65.2%	4.9	128	58.6%	2.8
<b>Future Preparation</b>						
<i>Idea of Future</i>						
C3 - I have an idea of what I want to do when I grow up.	162	53.7%	-3.7	NA	NA	NA
<i>Life Preparedness</i>						
Q42 - Are you satisfied that school is preparing you for a job in the future?	NA	NA	NA	129	38.8%	14.1
Q43 - Are you satisfied that school is preparing you for post-secondary education?	NA	NA	NA	129	37.2%	0.5
S6 - I am satisfied that in school I am learning basic life skills that I need for the future (finances, setting goals, independent living)	NA	NA	NA	128	45.3%	7.2
<b>Interpersonal Skills</b>						
<i>Collaboration</i>						

## Grade 4/7

## Grade 10/12

2023/2024

2023/2024

Survey Question	Grade 4/7			Grade 10/12		
	Total Count	Positive	Prior Yr Diff (pp)	Total Count	Positive	Prior Yr Diff (pp)
S39 - At school, do you get to work together on projects with your classmates?	165	57.6%	11.0	129	44.2%	-1.3
S51 - Do you collaborate well with others on group projects to achieve goals?	163	59.5%	1.9	129	63.6%	5.3
<i>Diversity</i>						
Q18 - At school, do you respect people who are different from you (for example, think, act, or look different)?	74	81.1%	9.2	129	83.7%	0.2
S29 - At school, I am learning to understand and support human rights and diversity.	74	68.9%	8.7	127	67.7%	5.8
<i>Emotional Development</i>						
S10 - When you make a decision to do something, do you stop to think about how it might affect other people?	162	54.9%	3.8	127	62.2%	5.7
S14 - I am satisfied that in school I learn how to express emotion, and deal with emotional problems that I may face in the future.	NA	NA	NA	127	42.5%	10.5
<i>Listening</i>						
C1 - At school, I am learning to listen well.	88	68.2%	-2.7	NA	NA	NA
<i>Planning</i>						
S38 - I plan my learning based on my goals.	NA	NA	NA	129	65.1%	-2.5
<i>Problem-solving</i>						
S57 - Can you explain your thinking and describe to others how you solve problems?	163	39.3%	6.7	128	43.8%	-1.8
<i>Resiliency</i>						

## Grade 4/7

## Grade 10/12

Survey Question	2023/2024			2023/2024		
	Total Count	Positive	Prior Yr Diff (pp)	Total Count	Positive	Prior Yr Diff (pp)
C2 - When I am facing difficult tasks, I keep trying until I succeed.	161	64.0%	4.5	128	57.8%	2.6
C5 - I believe I can be successful at almost anything I set my mind to.	72	50.0%	1.2	129	58.1%	1.6
<i>Social Skills</i>						
S116 - I am satisfied with my ability to make new friends and meet people at school.	163	55.8%	-6.9	128	59.4%	6.3
S25 - At school, I am learning to communicate well.	73	60.3%	1.4	128	60.2%	8.5
S27 - At school, I am learning how to resolve conflicts with others in peaceful ways.	162	59.3%	17.2	127	52.8%	12.6
S30 - I am satisfied that in school I am learning basic social skills that I need for the future (build relationships, support others).	NA	NA	NA	127	63.8%	7.3
<b>School Environment</b>						
<i>Adult support</i>						
Q26A - At your school, how many adults do you feel care about you (for example, teachers, counsellors, student helpers)?	163	65.0%	4.7	129	65.9%	5.1
S110 - At school, are you able to get extra help when needed?	166	59.0%	2.4	129	55.8%	-10.2
S50 - At school, how often are concepts explained in ways that you can understand?	165	52.7%	-9.3	130	50.8%	-1.6
S96 - At school, are you able to get the information and advice that you need? (for example, from teachers or counsellors)	165	67.9%	4.8	130	66.2%	-2.6
S99 - Do the adults at your school value and welcome your questions?	166	69.9%	3.4	130	68.5%	1.6

## Grade 4/7

## Grade 10/12

Survey Question	2023/2024			2023/2024		
	Total Count	Positive	Prior Yr Diff (pp)	Total Count	Positive	Prior Yr Diff (pp)
<i>Belonging</i>						
NQ10 - I am happy at my school. (Gr 4); I would like to go to a different school. (Gr 7/10/12)	163	65.6%	2.2	129	36.4%	-1.7
NQ16 - Do you feel welcome at your school?	164	73.2%	9.9	130	70.8%	8.6
Q3 - Do you like school?	166	56.0%	2.9	130	37.7%	-4.9
S81 - Is school a place where you feel like you belong?	164	54.3%	1.5	129	60.5%	15.9
<i>Bullying</i>						
Q21 - Have you ever felt bullied at school?	165	43.0%	-8.4	130	72.3%	4.3
<i>Community</i>						
S26 - I contribute in meaningful ways to my community.	74	31.1%	-1.1	129	48.1%	6.3
<i>Discrimination</i>						
S82 - At school, have you experienced discrimination on the basis of your sexual orientation or gender identity?	77	64.9%	0.2	128	75.0%	1.5
<i>Fair Treatment</i>						
NQ1 - Do adults in the school treat all students fairly?	163	57.1%	-2.5	129	51.9%	-2.8
<i>Rules</i>						
S68 - At school, rules and expectations for behaviour are clear (for example, school rules or codes of conduct).	166	77.7%	-1.3	130	71.5%	5.6
<i>Safety</i>						

## Grade 4/7

## Grade 10/12

2023/2024

2023/2024

Survey Question	2023/2024			2023/2024		
	Total Count	Positive	Prior Yr Diff (pp)	Total Count	Positive	Prior Yr Diff (pp)
Q22 - Do you feel safe at school?	167	72.5%	4.5	130	75.4%	-2.8
S108 - I feel safe when I am going from home to school, or from school to home.	77	71.4%	0.3	130	81.5%	2.9
<i>School support</i>						
S103 - My school provides enough materials and technology that I need for my learning.	77	76.6%	12.1	128	70.3%	1.8
S111 - At school, I have felt well supported when I moved to a higher grade (for example, by having course choices and timetables or calendars explained).	NA	NA	NA	130	56.9%	-6.8
<i>Teachers</i>						
Q8 - How many teachers help you with your schoolwork when you need it?	76	80.3%	7.4	128	75.0%	6.5
<b>Wellbeing</b>						
<i>Alcohol</i>						
S117 - Do you drink alcohol?	73	90.4%	-4.0	129	62.8%	6.8
<i>Food Scarcity</i>						
C6 - This school year, how often have you felt hungry because there was not enough food to eat?	163	49.1%	-7.1	129	52.7%	1.0
<i>Mental Health</i>						
S120 - Does school make you feel stressed or anxious?	163	29.4%	-7.7	127	16.5%	-5.2
S122 - Do you feel good about yourself?	160	58.8%	0.4	128	57.0%	10.1
S128B - How would you describe your mental health?	74	55.4%	-6.0	129	55.0%	10.2



## Grade 4/7

## Grade 10/12

2023/2024

2023/2024

Survey Question	2023/2024			2023/2024		
	Total Count	Positive	Prior Yr Diff (pp)	Total Count	Positive	Prior Yr Diff (pp)
<i>Nicotine</i>						
S119 - Do you use tobacco or nicotine in any form? (for example, smoking, chewing, vaping)	74	98.6%	11.0	120	85.0%	7.4
<i>Nutrition</i>						
S124 - How often do you usually eat breakfast?	162	59.9%	3.9	129	32.6%	-8.1
S125 - How often do you usually eat fresh vegetables? (for example, in a salad, or fresh-cooked from raw)	162	56.8%	-2.2	128	46.1%	1.6
<i>Physical Health</i>						
NQ12C - On a normal school day, how many hours did you exercise or do physical activities that made you sweat and breathe hard?	159	51.6%	-0.8	128	51.6%	1.6
S128C - How would you describe your physical health?	74	68.9%	-3.8	129	62.0%	-0.5
<i>Sleep</i>						
S126 - How many times a week do you wake up tired? (Gr 4); How often do you usually get a good night's sleep? (Gr 7/10/12)	163	29.4%	-11.3	128	36.7%	6.2
<b>Other</b>						
C7 - Do you intend to go to a post-secondary school in the future?	NA	NA	NA	129	74.4%	-0.2
D1 - Students in my school treat each other with respect, even if they are not friends.	90	46.7%	NA	NA	NA	NA
D2 - I think of others when I do something.	89	61.8%	NA	NA	NA	NA
D3 - How often are you able to access healthy food from school when you are hungry?	162	47.5%	NA	128	43.0%	NA

## Grade 4/7

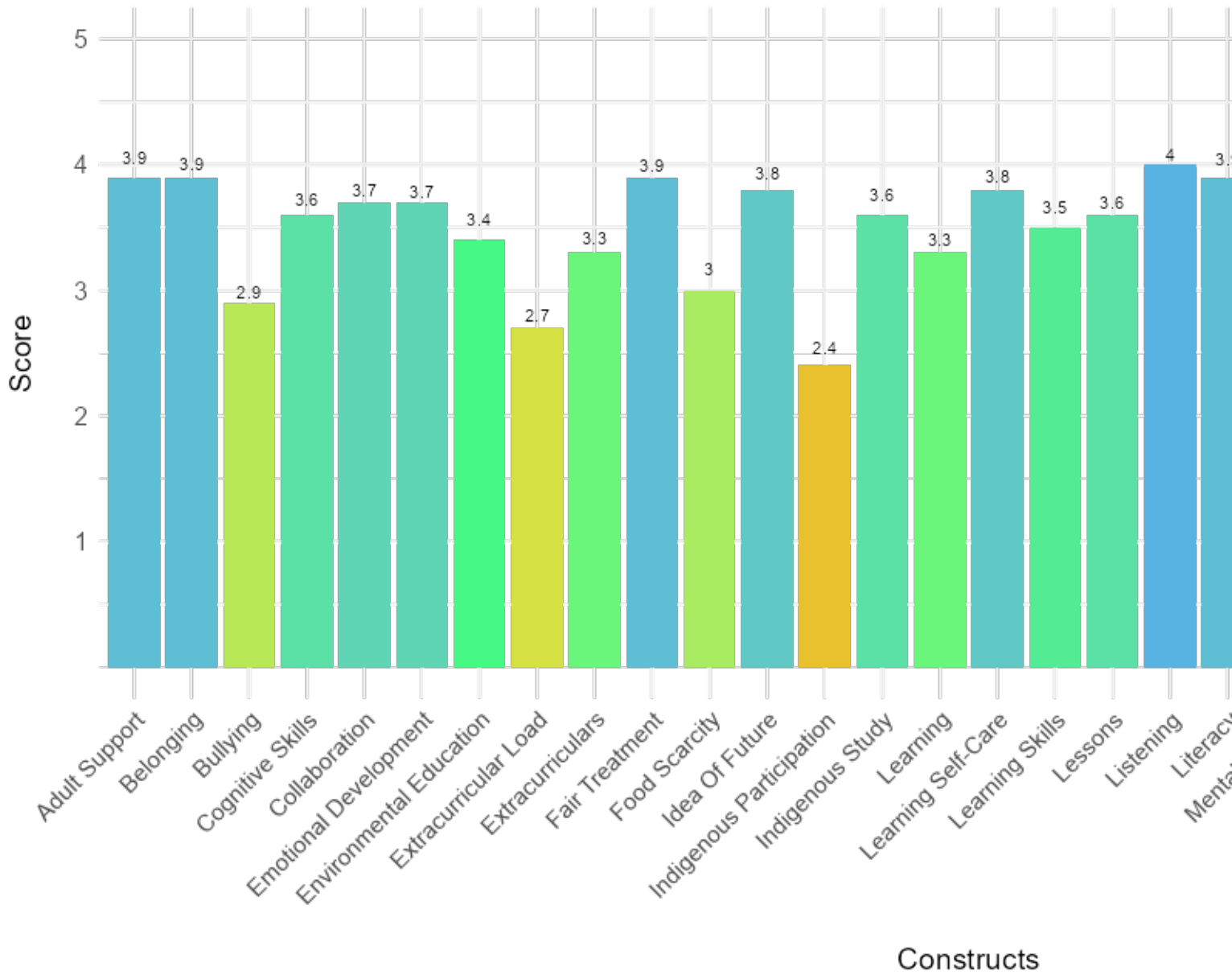
## Grade 10/12

Survey Question	2023/2024			2023/2024		
	Total Count	Positive	Prior Yr Diff (pp)	Total Count	Positive	Prior Yr Diff (pp)
D4 - I take responsibility for my actions and I do not give others credit or blame for what I do.	161	62.7%	NA	126	69.8%	NA
D5 - When I am stressed, there are things I can do to feel better.	162	42.6%	NA	127	51.2%	NA
NQ3 - Are you of Indigenous ancestry (First Nations, Inuit, Metis)?	77	66.2%	10.2	129	46.5%	1.9

Note: This table provides an overview of the Student Learning Survey responses for the most recent survey year categorized by grade groups. Actual survey question wording varies by grade. The survey questions shown in the summary table are representative of content. For information on the survey questions used for each grade, refer to the [Student Learning Survey questionnaires](#). Responses in the summary table are grouped as positive, neutral or negative depending on the question. For example, for positively worded questions, responses indicating agreement ('Agree/Strongly Agree' or 'Most of the Time/All of the Time') are considered positive, while responses indicating disagreement ('Disagree/Strongly Disagree' or 'Rarely/Never') are categorized as negative. For questions that are negatively worded such as "Does school make you feel stressed or anxious?" or "Do you use tobacco or nicotine in any form?", the positive refers to those who responded negatively to these inverted questions (e.g., "At no time/Few times or "Never" respectively). The % Positive values in the table therefore refer to the positive sentiment or meaning and not necessarily the positive response wording. Refer to the [Mapping of Response Options](#) file for the response options conversion to the Positive/Neutral/Negative response grouping. To further dive deeper on the constructs charts shown below, a [constructs guide](#) is available which shows the survey questions that compose each construct scores. Dynamic analysis that allows for further demographic sub-group analysis is also available in the SLS Dashboard under the [BC K-12 Education Data Portal](#). For any questions on this report, contact: [educ.reportingunit@gov.bc.ca](mailto:educ.reportingunit@gov.bc.ca)

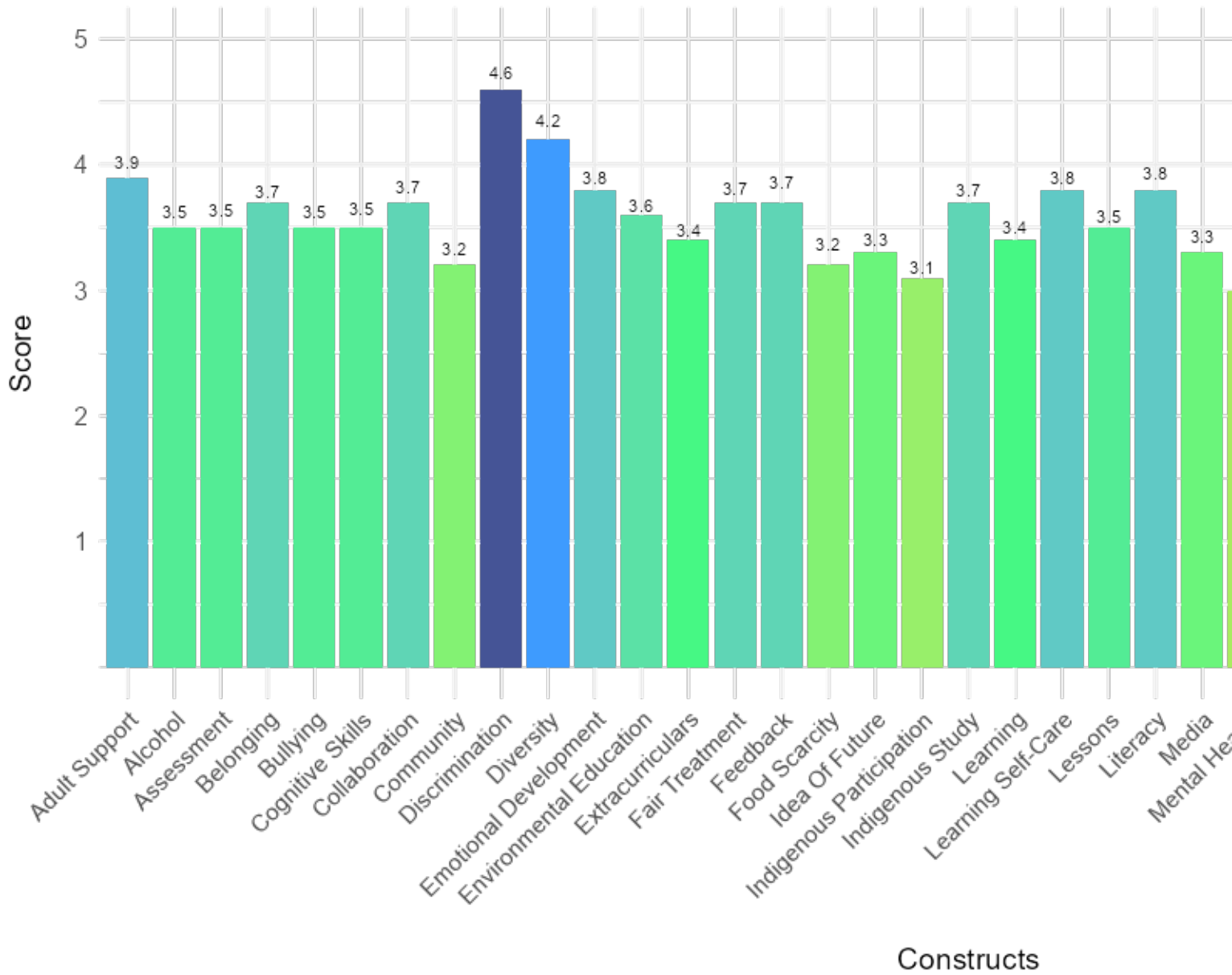
# 2023/2024 Grade 4 Construct Scores

Where scores range from 1 (Low) to 5 (High)



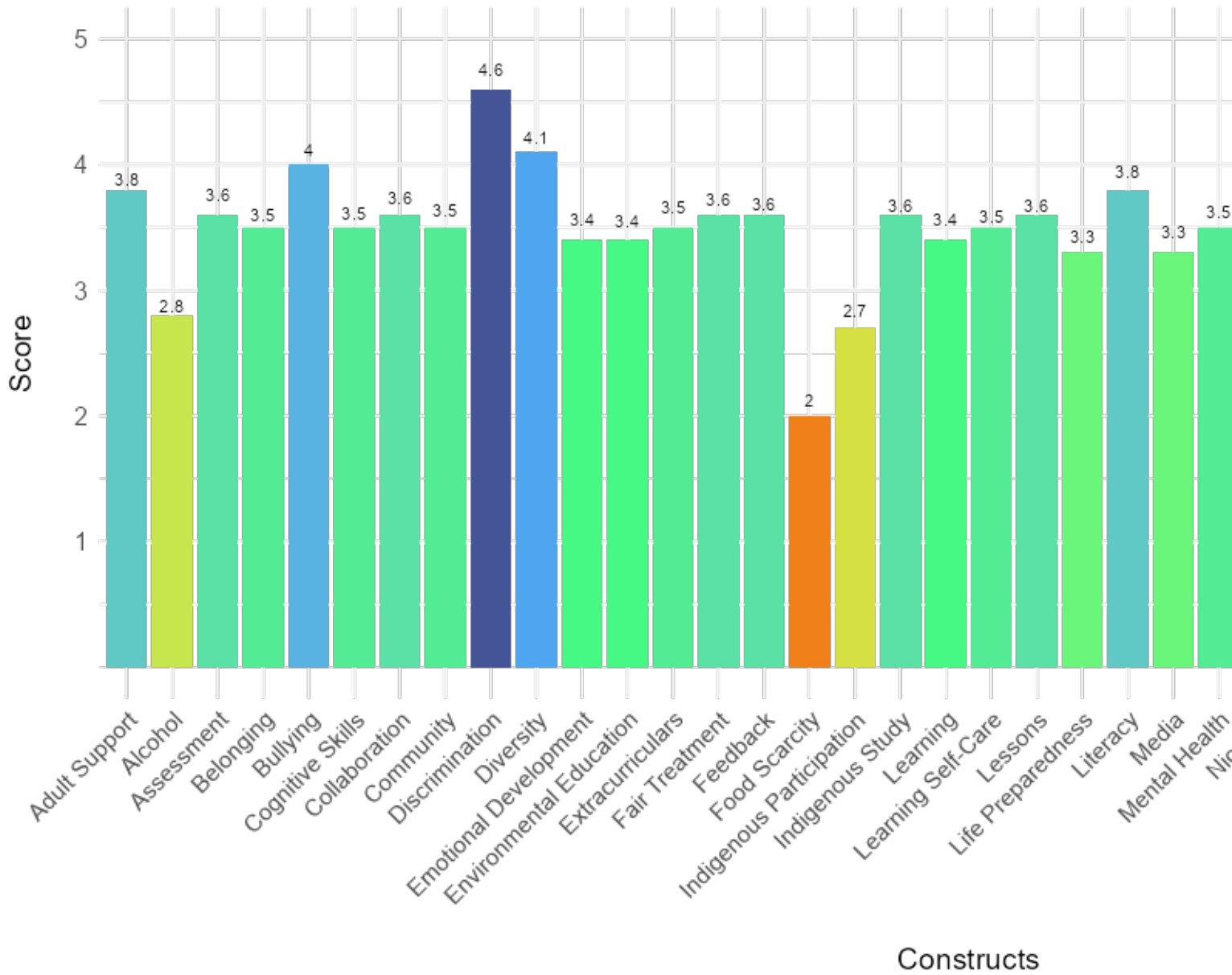
# 2023/2024 Grade 7 Construct Scores

Where scores range from 1 (Low) to 5 (High)



# 2023/2024 Grade 10 Construct Scores

Where scores range from 1 (Low) to 5 (High)



# 2023/2024 Grade 12 Construct Scores

Where scores range from 1 (Low) to 5 (High)

